




CHRISTIAN
LIBERTY
HOMESCHOOLS

Valentine's Day Activity Book




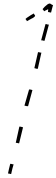
Name:

Valentine's Day


Numbers 1-10

Trace numbers, count, and color the items.

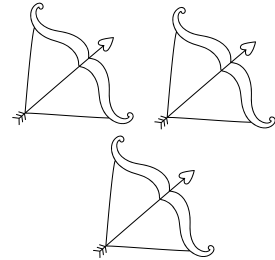
1



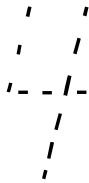
2




3



4



5




Valentine's Day


Numbers 1-10

Trace numbers, count, and color the items.


6




7





8



9





10



VALENTINE'S DAY

Heart Coloring

Color the connect number of the hearts for each Valentine's Day item.



8

9

10

7

6



CHRISTIAN
LIBERTY
HOMESCHOOLS

How many?

Valentine's Day

Count the hearts in the jar and write the answer below.



There are hearts.



Feelings

Valentine's Day Edition

Write the words under the pictures.

happy

calm

tired








loved

sick

sad

excited

confused



Feelings

Answer Key

Write the words under the pictures.

happy

calm

tired


loved

sick


sad

excited


confused




calm




excited




sad




tired




happy



sick



confused


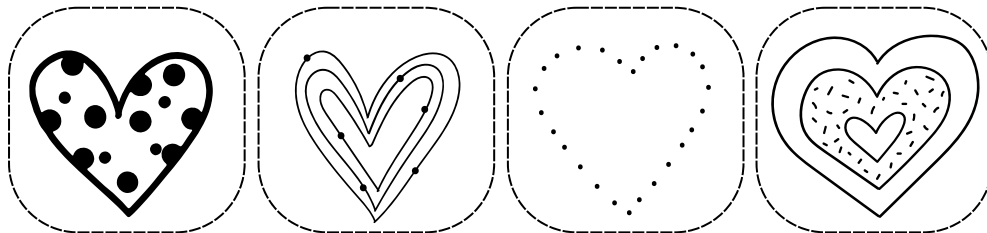


loved



VALENTINE'S DAY SUDOKU

Each row across and column down needs one of each image.
There can't be more than one image in any row across or column down.
Cut the pictures and paste them to complete Sudoku.




Valentine's Day Subtraction

Count the Valentine's Day items and subtract numbers. Write the answers in the box.


8

-




5

-




4

-



3

-




Valentine's Day Addition

Count the Valentine's Day items and add numbers. Write the answers in the box.


9

+




8

+



6

+



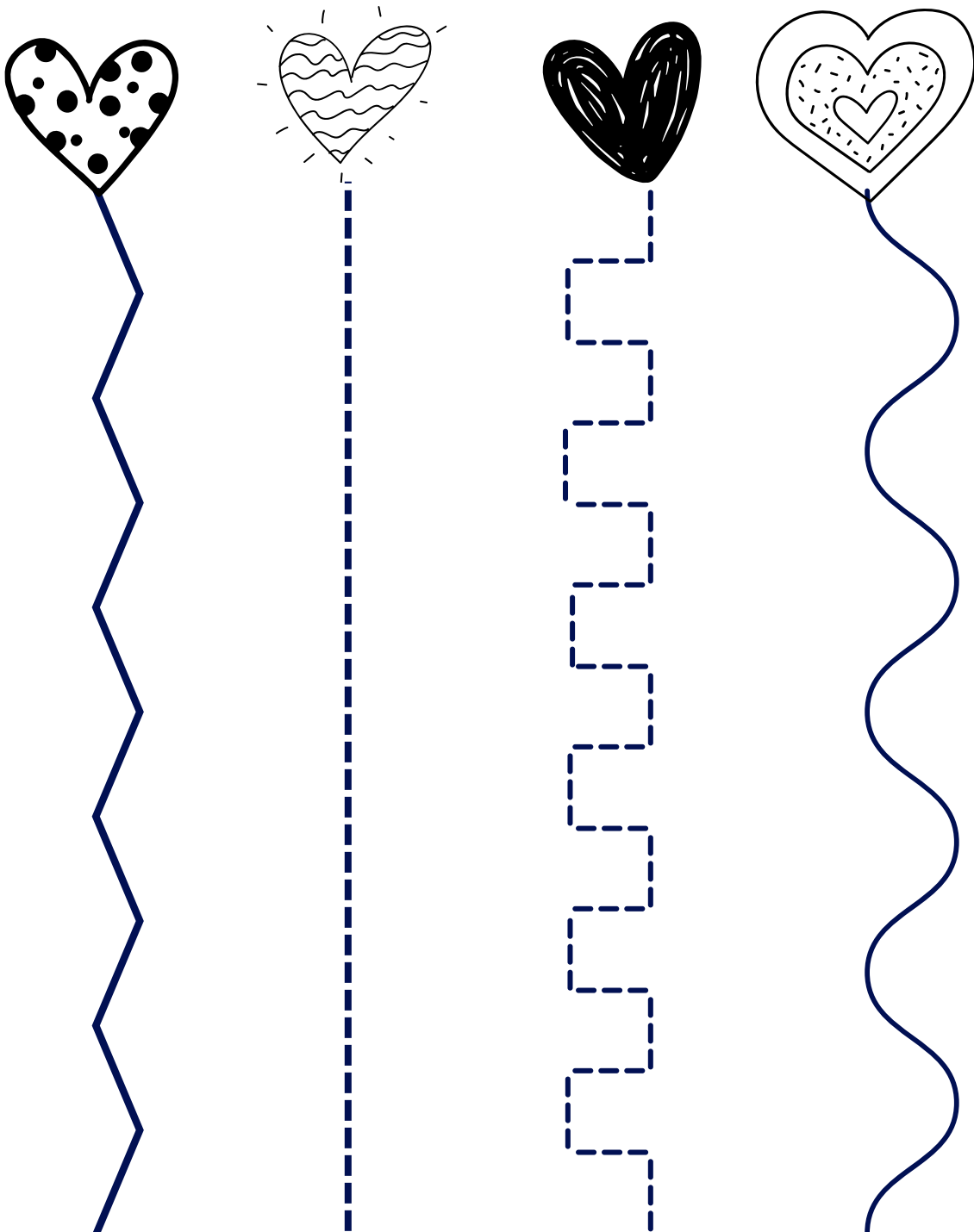
7

+



Valentine's Day Scissors Skills

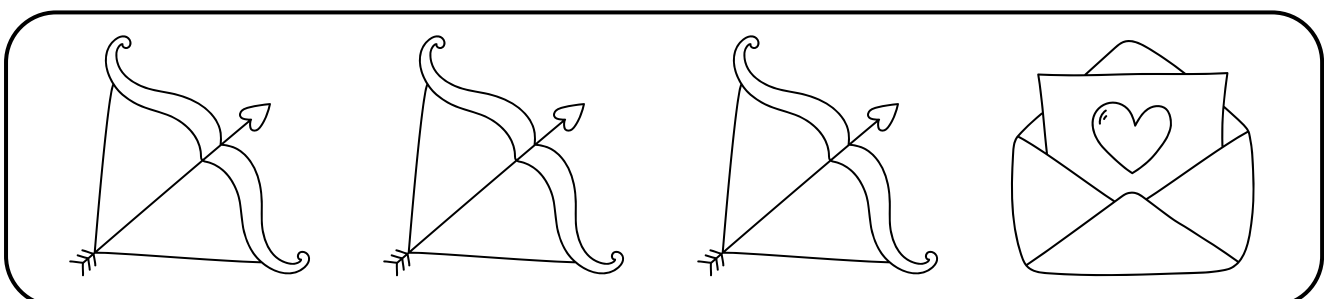




Carefully practice your scissors skill by cutting
from the bottom to the hearts.



Valentine's Day

Same and Different

Color the Valentine's Day item that is different.



VALENTINE'S DAY SPELLING

Name: _____

Date: _____

Color and write the correct letter that has the beginning
sound of each word.




_____ etter

l

e

m

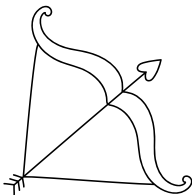


_____ ebruary

d

g

f




_____ rrow

a

e

p




_____ ove

u


l

a






Valentine's Day Pictionary Game




Directions: Draw a picture of the word listed, and have your classmates guess what the word is.


Team 1




Cupid




love




candy




red




arrow



cake



gift box



envelope

Team 2



cupcake



pink



rose



chocolate



rose



flower




heart



letter



My Valentine's Day Prayer




Directions: Write your Valentine's Day Prayer and draw a picture related to it below.



Valentine's Day Maze Puzzle


Help the arrow to find the way
through to the heart.



CHRISTIAN
LIBERTY
HOMESCHOOLS

Valentine's Day Coloring

Color the Valentine's day items.



CHRISTIAN
LIBERTY
HOMESCHOOLS

Name: _____

Date: _____

Valentine's Day

Coloring



CHRISTIAN
LIBERTY
HOMESCHOOLS

HAPPY VALENTINE'S DAY



VALENTINE'S DAY BLESSINGS



I LOVE YOU











Name: _____

Class: _____

Coloring candy hearts

Recognize each color on the candy hearts and paint them accordingly




Name: _____

Class: _____

Valentine's day maze

Find your way to the box of candy!




Start here!



CHRISTIAN
LIBERTY
HOMESCHOOLS



I love you because



I LOVE MY MOM!



**CHRISTIAN
LIBERTY**
HOMESCHOOLS