

AN ACTIVITY BOOK TO
CELEBRATE THE GOOD NEWS...

He Is Risen



“and that He was
buried, and that He
rose again the third
day according to the
Scriptures”

1 Corinthians 15:4




CHRISTIAN
LIBERTY
HOMESCHOOLS



EMPTY TOMB CRAFT

Create a visual representation of the empty tomb using clay, stones, cardboard, paint, and other craft materials.



CHRISTIAN
LIBERTY
HOMESCHOOLS


RESURRECTION GARDEN

Construct a small garden in a planter or bowl, using items found around the house or outside, to symbolize the resurrection and the new life that Jesus offers.



Here's what you need:


- a short basin, such as the bottom tray of a plastic planter
- a small clay or plastic planter pot or clay planter
- small bag of soil
- small rocks
- one large flat rock
- grass seed or moss
- some sticks



CHRISTIAN
LIBERTY
HOMESCHOOLS

HOLY WEEK WREATH

Make an inspirational wreath for Holy Week leading
into Easter!




- Make a wreath out of cardboard or get a foam wreath at the Dollar Store and attach some cord to hang it from the top.
- Cut out ovals in different colored construction paper for the words (or print page 6 on heavy white paper and cut out): Jesus Prays; Journey Into Jerusalem; Palm Sunday; The Last Supper; Jesus Prays; Jesus Dies on the Cross; Jesus Is Resurrected; Jesus Ascends Into Heaven
- See the next page (page 5) for some images to print out, color, and cut out or use your own ideas and craft paper.




CHRISTIAN
LIBERTY
HOMESCHOOLS

COLOR AND CUT OUT



+





Journey into Jerusalem

OR




Palm Sunday

extra palm
leaves for
fillers




Jesus prays




OR



Last Supper



Jesus is Resurrected



Jesus dies on the cross

OR



Jesus is ascends
into heaven



**JOURNEY
INTO
JERUSALEM**

**PALM
SUNDAY**


**THE LAST
SUPPER**

**JESUS
PRAYS**

**JESUS DIES
ON THE
CROSS**


**JESUS
IS
RESURRECTED**

**JESUS
ASCENDS
INTO
HEAVEN**



LAMB CRAFT

Create a charming sheep using cotton balls and clothes pins. Include the cross and the verse John 1:29, which states, "Behold, the Lamb of God, who takes away the sin of the world!"



**"BEHOLD, THE LAMB OF GOD,
WHO TAKES AWAY THE SIN
OF THE WORLD!"**

- Cut out this body shape on stiff white paper and then glue cotton balls to it.
- Cut out the face and glue it to the center.
- cut out the cross and attach it from behind.
- attach some clothes pins for legs



CROSS & TISSUE PAPER CRAFTS

These crosses look beautiful on a window or sliding glass door.


Materials needed:

- tissue paper – variety of colors
- wax paper
- white glue
- popsicle stick
- craft knife
- scissors
- cross template (*see pages 9 & 10*) or draw your own


Directions:

1. tear tissue paper into small pieces. Roll out a piece of wax paper that is double the width of the template.
2. Spread glue onto half of the wax paper using a popsicle stick.
3. Piece by piece add the tissue paper until all the glue is covered.
4. Spread glue onto the other half of the wax paper and fold over on top of the tissue.
5. Smooth the paper and let dry. I like to put something heavy on top so it dries nice and flat.
6. Print out the template and cut out the crosses.
7. Run a thin line of glue around the perimeter of the crosses on the back of the paper.
8. Turn the paper over and glue it to the wax paper. Let dry.
9. Cut out around the crosses and tape to a well-lit window and enjoy!





CHRISTIAN
LIBERTY
HOMESCHOOLS



CHRISTIAN
LIBERTY
HOMESCHOOLS



READ THE STORY OF THE JESUS'S DEATH & RESURRECTION



CHOOSE AGE-APPROPRIATE BOOKS OR BIBLE STORIES ABOUT JESUS' DEATH AND RESURRECTION.

EXPLAINING THE EASTER STORY TO CHILDREN IN TERMS THEY UNDERSTAND REQUIRES CLARIFYING THE TERMS SPECIFIC TO THE MAIN POINTS. THE DEFINITIONS SHOULD BE SHORT AND EASY TO REMEMBER. BEFORE EXPLAINING JESUS' DEATH AND RESURRECTION, MAKE SURE THE KIDS UNDERSTAND THESE BASIC WORDS:

ANGEL: GOD SENDS ANGELS TO DELIVER MESSAGES TO HIS PEOPLE.

CROSS: TWO PIECES OF WOOD MADE INTO A "T" THAT JESUS WAS HUNG ON TO DIE.

DISCIPLE: JESUS' STUDENTS WHO LEARNED FROM HIM AND SHARED THE GOOD NEWS OF EASTER.

SAVIOR: A PERSON WHO PROTECTS AND SAVE PEOPLE FROM DANGER — JESUS IS OUR SAVIOR.

TOMB: WHERE DEAD PEOPLE ARE BURIED.

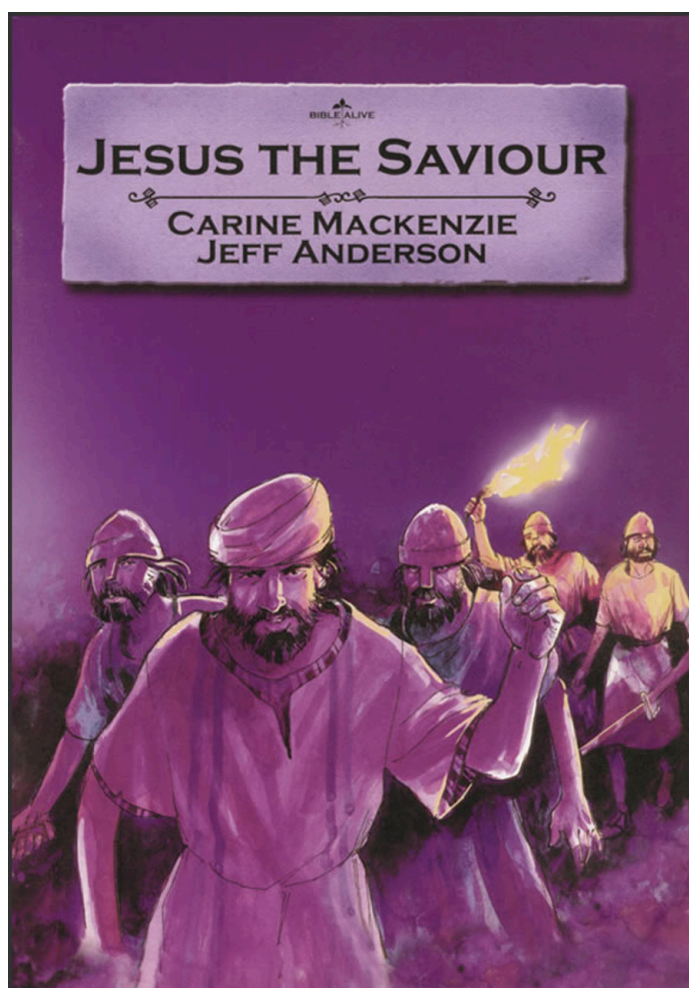
THE FOCUS WITH PRESCHOOLERS AND YOUNG CHILDREN SHOULD BE ON LOVE AND HOPE. JESUS LOVES US SO MUCH THAT HE DIED ON THE CROSS FOR US. BY DYING AND RISING AGAIN, HE SAVED US FROM OUR SINS. EMPHASIZE THE FACT THAT JESUS' DEATH AND RESURRECTION IS NOT THE END, BUT RATHER, IT'S A NEW BEGINNING FOR EVERYBODY WHO BELIEVES IN GOD AND JESUS CHRIST.

MIDDLE SCHOOL AND HIGH SCHOOL: READ FROM MARK 14 AND JOHN 19-20. IF YOU WANT TO BREAK UP THE READINGS, READ A PORTION OF THE STORY EACH DAY LEADING UP TO EASTER. TAKE TIME TO DISCUSS THE STORY WITH YOUR TEENAGERS AND GIVE THEM FREEDOM TO ASK QUESTIONS.

Pages 12 & 13 have book suggestions from Christian Liberty with links.

READ THE STORY OF THE JESUS'S DEATH & RESURRECTION

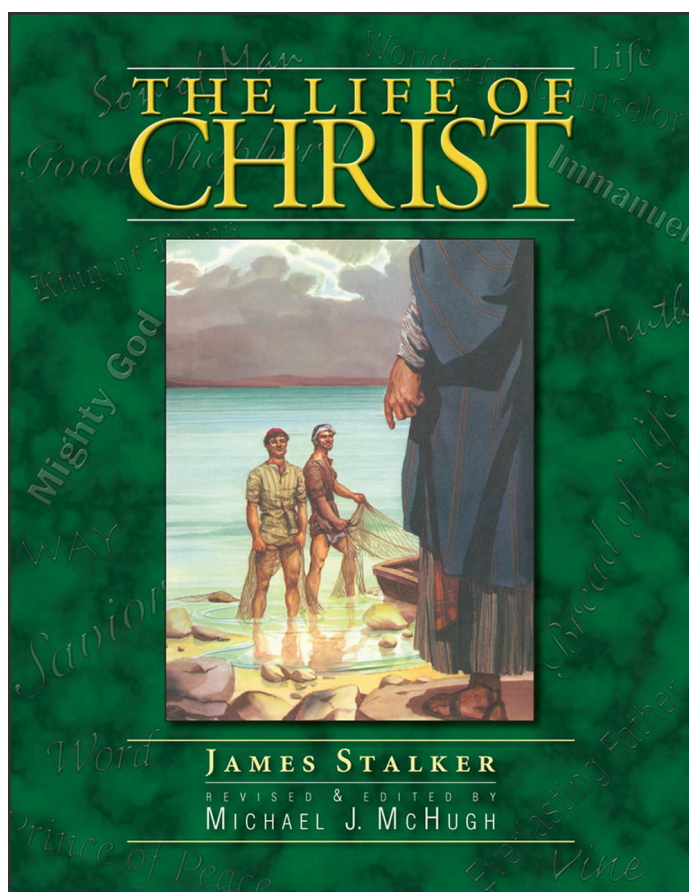
BOOK IDEAS FROM CHRISTIAN LIBERTY:



CARINE MACKENZIE, A PROLIFIC AUTHOR OF CHILDREN'S LITERATURE, HAS CREATED THIS CAPTIVATING AND BIBLICALLY FAITHFUL BOOK ABOUT JESUS. AS PART OF THE BIBLE ALIVE SERIES, IT NARRATES THE LIFE OF JESUS FROM PALM SUNDAY TO THE ASCENSION. THE FINAL PAGE FEATURES THE SCRIPTURE REFERENCES THAT INFORM THE STORY. THIS BOOK IS BEAUTIFULLY ILLUSTRATED AND VIBRANT, WHILE NOTABLY NOT DEPICTING ANY IMAGES OF JESUS, MAKING IT ACCESSIBLE FOR MOST FIRST AND SECOND GRADERS.

RECOMMENDED GRADE LEVEL: 1ST - 2ND

https://shopchristianliberty.com/search.php?search_query=Jesus§ion=product



THIS TEXT OFFERS A CONCISE AND ENLIGHTENING SUMMARY OF JESUS CHRIST'S LIFE. THE AUTHOR, JAMES STALKER, SKILLFULLY PRESENTS THE KEY ASPECTS OF CHRIST'S LIFE AND MISSION, MAKING IT ACCESSIBLE FOR STUDENTS TO GRASP THE SIGNIFICANT SCOPE OF THE SAVIOR'S WORK. TO ENRICH THE LEARNING EXPERIENCE, THE BOOK INCLUDES HELPFUL MAPS, SCRIPTURE REFERENCES, CHAPTER QUESTIONS, AND IMPORTANT VOCABULARY TERMS.

RECOMMENDED GRADE: 8TH


<https://shopchristianliberty.com/life-of-chirst/>



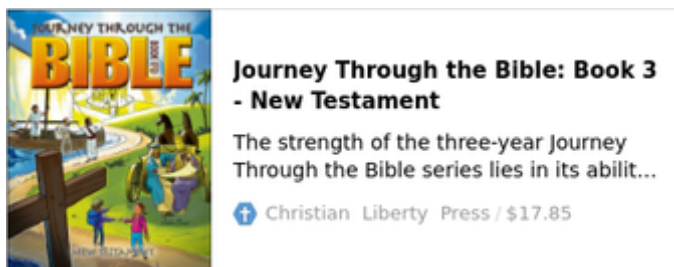
CHRISTIAN
LIBERTY
HOMESCHOOLS

READ THE STORY OF THE JESUS'S DEATH & RESURRECTION

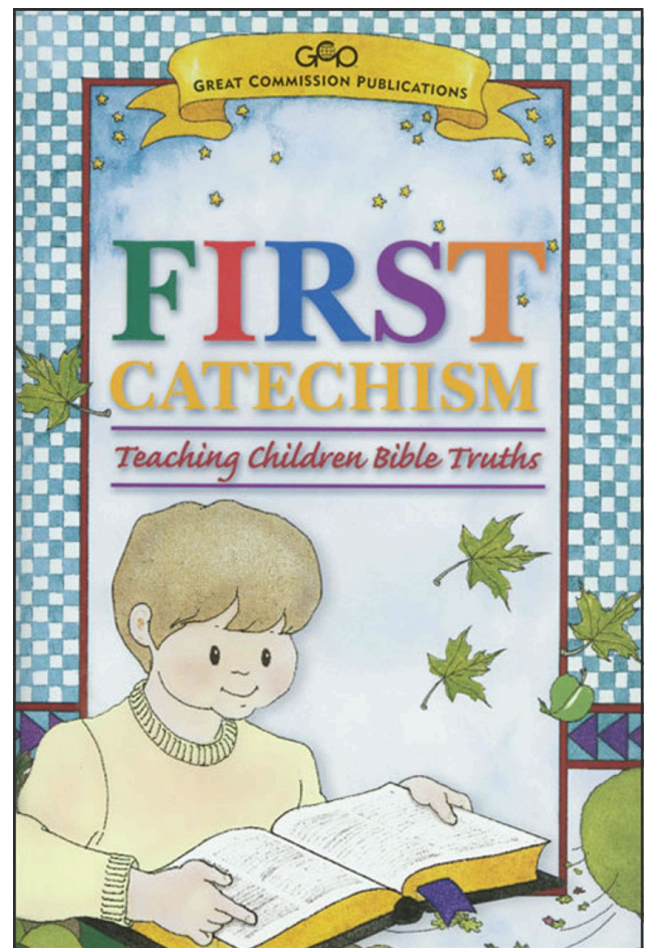
NEW TESTAMENT BOOK
IDEAS FROM CHRISTIAN
LIBERTY:



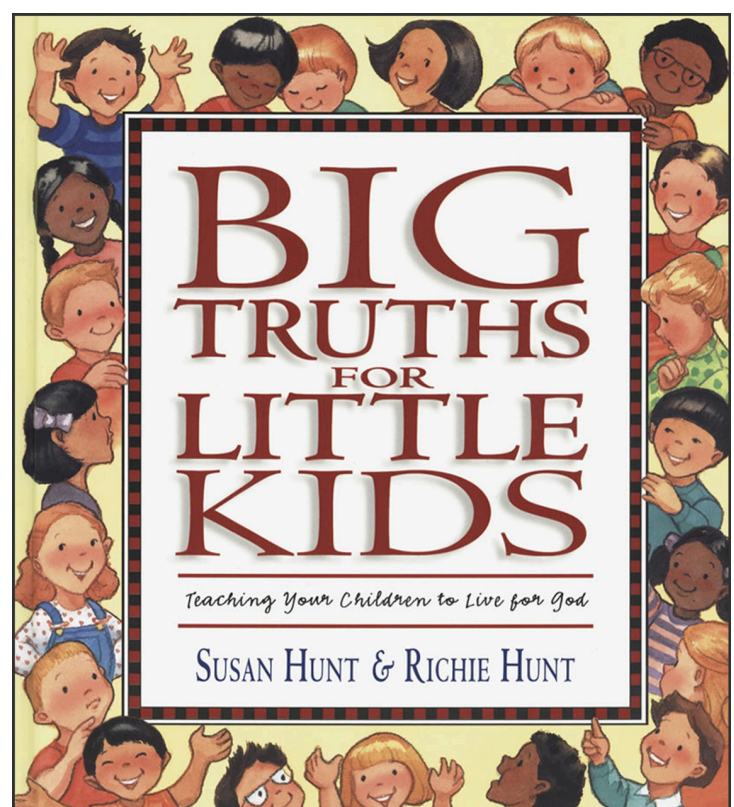
Suggested Grade 9-10



Suggested Grade: Kindergarten



Suggested Grade PreSchool - 3



CHRISTIAN
LIBERTY
HOMESCHOOLS


ACT IT OUT

CHILDREN LOVE TO PUT ON A PLAY! USE PUPPETS, COSTUMES, OR SIMPLE PROPS TO REENACT PARTS OF THE EASTER STORY.



MAKE EASTER CARDS

HELP CHILDREN CREATE EASTER CARDS FOR FAMILY AND FRIENDS, EXPRESSING THEIR JOY AND HOPE FOR THE RESURRECTION.



CHRISTIAN
LIBERTY
HOMESCHOOLS

WASH EACH OTHER'S FEET

THIS ACTIVITY SERVES AS A LESSON ON SERVICE AND HUMILITY, KEY THEMES IN THE EASTER STORY.




BEGIN BY READING JOHN 13:1-17, WHERE JESUS WASHES THE FEET OF HIS DISCIPLES. AFTERWARD, ENGAGE IN THE FOLLOWING DISCUSSIONS WHILE WASHING EACH OTHER'S FEET:

- JESUS DEMONSTRATED TO HIS DISCIPLES THE IMPORTANCE OF SERVING ONE ANOTHER. HOW DO YOU BELIEVE THEY FELT WHILE HE PERFORMED THIS ACT, KNOWING HE WAS THEIR SAVIOR?
- FOLLOWING THE RESURRECTION, THE DISCIPLES WERE TASKED WITH SPREADING THE GOSPEL TO THE WORLD. HOW DO YOU THINK THEY APPLIED THE LESSON OF SERVICE IN THIS MISSION?
- IN WHAT WAYS CAN YOU EMBODY THE SPIRIT OF SERVICE IN YOUR DAILY LIFE, JUST AS THE DISCIPLES DID?
- ARE THERE ADDITIONAL ACTIONS YOU CAN TAKE IN THE FUTURE TO ASSIST OTHERS?





WATCH A MOVIE



**WATCH A MOVIE AND AFTERWARD
DISCUSS THE THEMES, IDEAS AND
CONCEPTS SHOWN IN THE FILM**

PRESCHOOL:

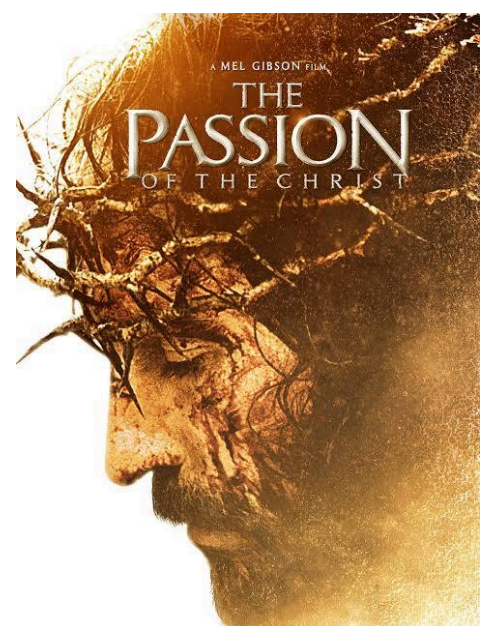

*VEGGIETALES AN EASTER CAROL OR
VEGGIETALES TWAS THE NIGHT BEFORE
EASTER*

MIDDLE SCHOOL:

*JESUS OF NAZARETH OR
THE LION, THE WITCH AND THE WARDROBE*

HIGH SCHOOL:

THE PASSION OF CHRIST




CHRISTIAN
LIBERTY
HOMESCHOOLS

RESURRECTION EGG HUNT

IF YOU LIKE TO HAVE AN EGG HUNT, HAVE A RESURRECTION EGG HUNT. INSTEAD OF PLASTIC EGGS FILLED WITH CANDY, FILL THE EGGS WITH SOMETHING THAT REPRESENTS PART OF THE RESURRECTION STORY. YOU CAN MAKE YOUR OWN EGGS OR BUY THEM. WHEN ALL THE EGGS HAVE BEEN FOUND, OPEN THEM. DISCUSS WHAT'S INSIDE AND HOW THAT OBJECT IS PART OF THE EASTER STORY.


HERE ARE THE OBJECTS YOU WILL NEED IF YOU MAKE YOUR OWN EGGS:

- 12 PLASTIC EGGS
- A SMALL STONE TO REPRESENT THE TOMB COVER
- A PALM BRANCH TO REPRESENT PALM SUNDAY
- A PIECE OF A CRACKER TO REPRESENT THE LAST SUPPER
- A FLOWER AS A REMINDER OF THE GARDEN JESUS PRAYED IN
- SILVER COINS TO REPRESENT JUDAS' BETRAYAL OF JESUS
- ROPES TO SIGNIFY JESUS' ARREST
- A "CROWN OF THORNS" TO REPRESENT THE ONE PLACED ON JESUS' HEAD BEFORE THE CRUCIFIXION
- NAILS TO SYMBOLIZE THE USED FOR THE CRUCIFIXION
- A SMALL PIECE OF SPONGE TO REPRESENT THE VINEGAR OFFERED TO JESUS ON THE CROSS
- SPICES AND FABRIC TO REPRESENT THE BURIAL OF CHRIST





BAKING IDEAS



MAKE EASTER-THEMED TREATS, SUCH AS RESURRECTION CAKES OR COOKIES, AND DISCUSS THE SYMBOLISM OF THE RESURRECTION WITH THE CHILDREN.

RESURRECTION COOKIES

THESE COOKIES ARE GREAT TO DO WITH THE KIDS. THEY ARE TO BE PREPARED THE NIGHT BEFORE EASTER. THE SPIRITUAL PREPARATION GOES ALONG WITH THE PHYSICAL PREPARATION OF THE COOKIES.

THESE COOKIES USE INGREDIENTS TO EXPLAIN SPECIFIC PARTS OF THE EASTER STORY AND SITE THE COORDINATING CHAPTER AND VERSE FROM THE BIBLE.

AN EXAMPLE IS THE VINEGAR. LET YOUR KIDS POUR THE VINEGAR IN THE MIXING BOWL AND SMELL IT. EXPLAIN THAT JESUS WAS GIVEN VINEGAR TO DRINK WHEN HE WAS THIRSTY ON THE CROSS. THEN, READ BIBLE VERSES JOHN 19:28-30.

SERVINGS: 24

YIELD: 1 1/2 TO 2 1/2 DOZEN

INGREDIENTS

- 1 CUP PECAN HALVES
- 1 TEASPOON DISTILLED WHITE VINEGAR
- 3 EGG WHITES
- 1 PINCH SALT
- 1 CUP WHITE SUGAR

DIRECTIONS

1. PREHEAT OVEN TO 300 DEGREES F (150 DEGREES C).
2. PLACE PECANS IN A RESEALABLE PLASTIC BAGGIE. CRUSH THE PECANS INTO SMALL BITS. READ JOHN 19:1-3
3. PUT 1 TEASPOON VINEGAR INTO A MEDIUM BOWL. READ JOHN 19:28-30
4. ADD EGG WHITES TO THE VINEGAR. READ JOHN 10:10-11
5. SPRINKLE SALT INTO THE EGG WHITES. READ LUKE 23:27
6. SO FAR, THE MIXTURE ISN'T VERY APPETIZING. ADD 1CUP SUGAR. READ PSALM 34:8 AND JOHN 3:16. BEAT WITH MIXER ON HIGH SPEED FOR 12 TO 15 MINUTES UNTIL STIFF PEAKS ARE FORMED. READ ISAIAH 1:18 AND JOHN 3:1-3.
7. FOLD IN BROKEN NUTS. DROP BY TEASPOONS ONTO PARCHMENT PAPER LINED BAKING SHEET. READ MATTHEW 27:57-60.
8. PLACE COOKIES IN THE OVEN CLOSE THE DOOR AND TURN THE OVEN OFF. READ MATTHEW 27:65-66.
9. GO TO BED. READ JOHN 16:20 AND 22.
10. IN THE MORNING OPEN THE OVEN AND TAKE OUT THE COOKIES. READ MATTHEW 28:1-9



MORE BAKING IDEAS



EMPTY TOMB RESURRECTION ROLLS

THIS RECIPE FOR ROLLS BEAUTIFULLY ILLUSTRATES HOW JESUS CAME TO EARTH TO ATONE FOR OUR SINS, DESPITE LIVING A SINLESS LIFE. THE NARRATIVE UNFOLDS WITH JESUS' BODY BEING LAID IN A TOMB, BUT THREE DAYS LATER, ANGELS INFORMED HIS FRIENDS THAT HE HAD RISEN, LEAVING THE TOMB EMPTY. JUST LIKE THE PROFOUND LOVE GOD HAS FOR US, THESE ROLLS ARE SWEET AND DELIGHTFUL.

THE EMPTY TOMB ROLLS ARE DESIGNED TO SYMBOLIZE THE BURIAL AND RESURRECTION OF CHRIST. THIS HEARTWARMING LESSON SERVES TO EXPLAIN TO CHILDREN THE SIGNIFICANCE OF OUR EASTER CELEBRATIONS. IN THIS ANALOGY, THE MARSHMALLOW REPRESENTS JESUS' BODY, WHILE THE ROLL DOUGH SIGNIFIES THE TOMB.

INGREDIENTS

- 12 RHODES ROLLS, (OR HOMEMADE DOUGH OR CRESCENT ROLL DOUGH)
- 12 MARSHMALLOWS, (NORMAL SIZED)
- 1/4 CUP GRANULATED SUGAR
- 1 TABLESPOON GROUND CINNAMON
- 1/4 CUP MELTED BUTTER

INSTRUCTIONS

- HEAT THE OVEN TO 350 DEGREES F.
- GREASE A 9×13-INCH BAKING DISH OR A MUFFIN TIN.
- MIX THE SUGAR AND CINNAMON IN A BOWL.
- 1/4 CUP GRANULATED SUGAR, 1 TABLESPOON GROUND CINNAMON
- PRESS THE DOUGH OUT INTO A CIRCLE. ROLL A MARSHMALLOW IN THE BUTTER AND THEN THE CINNAMON SUGAR AND PLACE ON THE DOUGH.
- 12 RHODES ROLLS, 12 MARSHMALLOWS, 1/4 CUP MELTED BUTTER
- PINCH THE CIRCLE CLOSED AROUND THE MARSHMALLOW AND ROLL THE DOUGH IN THE BUTTER AND CINNAMON SUGAR.
- PLACE IN THE BAKING DISH.
- REPEAT UNTIL YOU'VE USED ALL THE DOUGH.
- LET REST 15 MINUTES AND THEN BAKE FOR 15 MINUTES OR UNTIL GOLDEN.
- SERVE IMMEDIATELY.



ATTEND AN EASTER SERVICE

ATTEND A SERVICE DURING THE EASTER SEASON:

THIS IS A GREAT WAY TO LEARN ABOUT THE RESURRECTION IN A CHURCH SETTING.



ATTENDING A GOOD FRIDAY SERVICE AND AN EASTER SERVICE IS A PERFECT CONVERSATION STARTER TO EXPLAIN THE TRUE SIGNIFICANCE OF THE RESURRECTION EVENTS AND WHAT THEY MEAN TO CHRISTIANS.

ASKING SOME OPEN-ENDED QUESTIONS WILL REVEAL ANY LACK OF UNDERSTANDING.

HERE ARE SOME EXAMPLES:

- WHY DID JESUS DIE FOR OUR SINS?
- WHAT DID JESUS TELL THE DISCIPLES AT THE LAST SUPPER?
- WHAT HAPPENED ON PALM SUNDAY?
- WHAT HAPPENED IN THE GARDEN WHEN JESUS WENT TO PRAY?
- HOW LONG WAS JESUS IN THE TOMB BEFORE HE ROSE?
- WHAT DOES JESUS' DEATH MEAN FOR US?



SHORT STORY

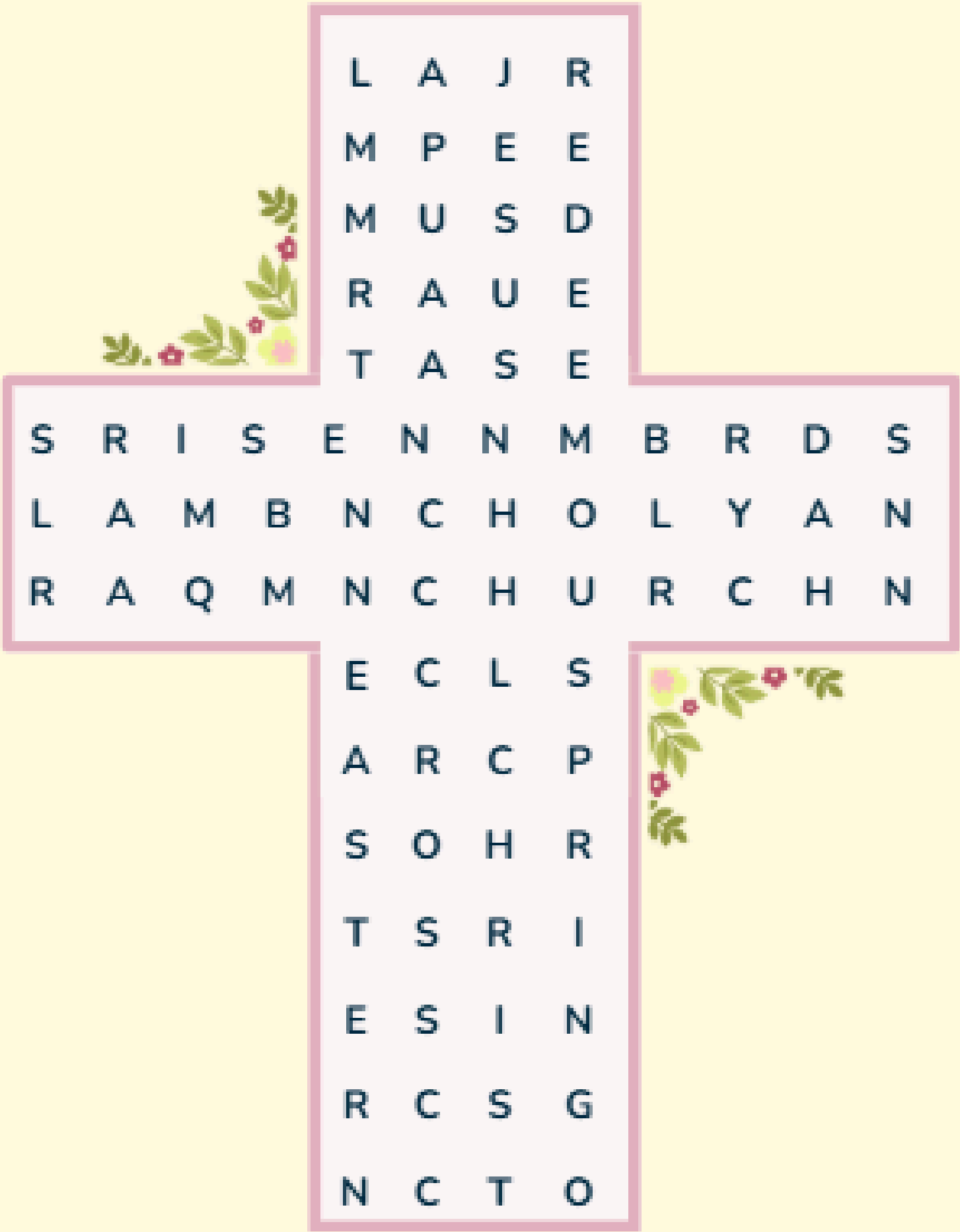
Write an imaginative short story
below involving the scene.



[illegible]

RESURRECTION DAY

WORD SEARCH


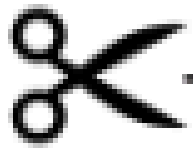


- JESUS
- RISEN
- CHURCH
- CHRIST
- EASTER
- SPRING
- LAMB
- REDEEM
- CROSS
- HOLY



RESURRECTION DAY JIGSAW PUZZLE

Instructions: Colour in the picture, then cut around the pieces. Ask a friend or family member if they can put your puzzle back together.



CHRISTIAN
LIBERTY
HOMESCHOOLS

WHO IS GOD?


WORD SEARCH



F	A	I	T	H	F	U	L	N	U	M
W	D	R	R	T	N	I	L	O	R	D
I	J	E	H	O	V	A	H	R	C	R
N	T	E	A	C	H	E	R	E	Y	E
F	A	T	H	E	R	H	G	R	T	D
O	R	R	U	O	I	V	A	S	H	E
R	E	D	I	V	O	R	P	S	G	E
N	E	L	Y	L	O	G	E	U	I	M
I	L	L	T	S	O	I	R	S	M	E
A	O	E	E	R	G	V	T	E	L	R
H	S	H	A	M	R	O	E	J	A	O

- LORD ALMIGHTY REDEEMER PROVIDER
- HOLY SAVIOUR JESUS LOVE
- FATHER FAITHFUL JEHOVAH TEACHER

COLORING PAGE



CHRISTIAN
LIBERTY
HOMESCHOOLS