




CHRISTIAN
LIBERTY
HOMESCHOOLS



Summer Fun

Activity Book



LET'S PACK!



What do you want to put in your
vacation luggage?
Draw their pictures.



TIME TO EAT!



Try the top 3 most popular foods of your vacation destination. Write their names and your opinions about them.


1-

2-

3-

BE A TOURIST!

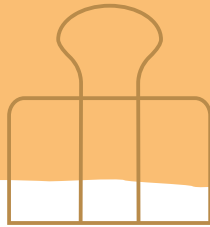
Visit the museums in the city.
Choose 2 pieces of artwork that you
liked. Draw their pictures.



A large, empty white rectangular area with rounded corners, framed by a thick magenta border, intended for drawing the chosen artworks.


GRAB YOUR DIARY!

Choose the best day from your vacation. Write what happened in your diary.



A white rectangular area with a red border and a red paperclip at the top center. Inside the white area are ten horizontal red lines, providing space for writing.

LISTEN!



What do you hear? Listen to your surroundings. Draw the pictures of the sounds you hear.

A large white rectangular area with a red border, intended for drawing.

SUMMER BUCKET LIST

Family adventures in the sun!



Spend a day at the pool

Read a book

Go to a baseball game

Watch a drive-in movie

Go geo-caching

Visit the zoo

Build a sandcastle

Sleep in a tent

Watch fireworks



Go strawberry picking



MY SUMMER PLANS



Draw pictures of the activities you plan to do during the summer.



BOOKMARKS

Keep track of your summer reading with these bookmarks

MY READING LIST

Throughout the summer keep track of the books you read.

BOOK NAME:

RATING:































MY READING LIST

Throughout the summer keep track of the books you read.

BOOK NAME:

RATING:











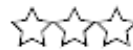










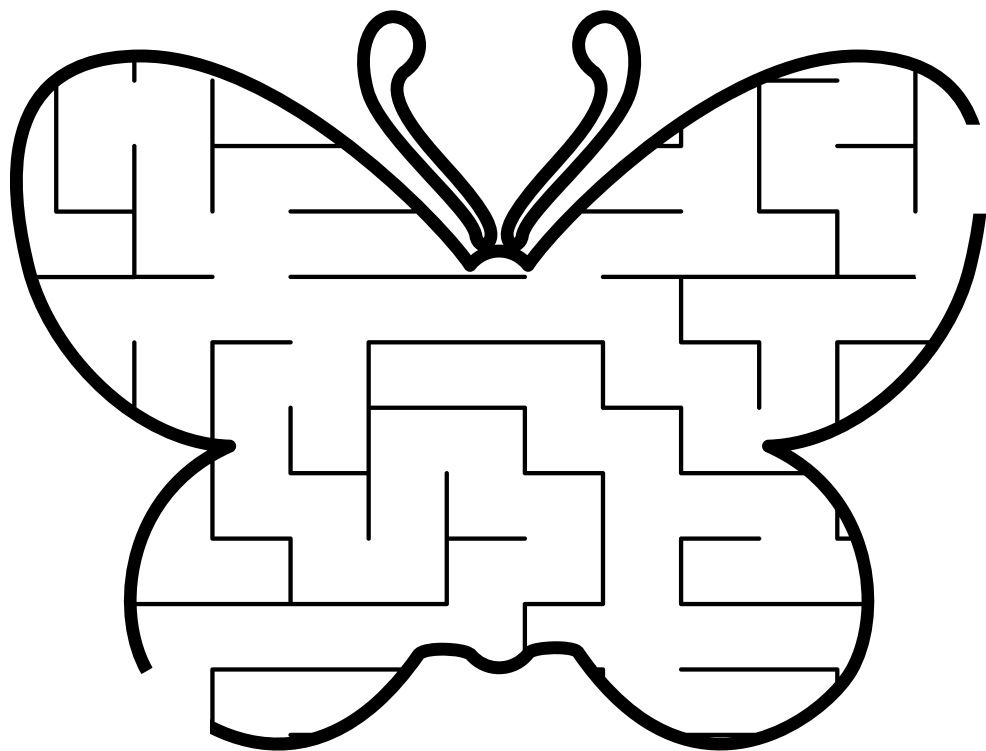
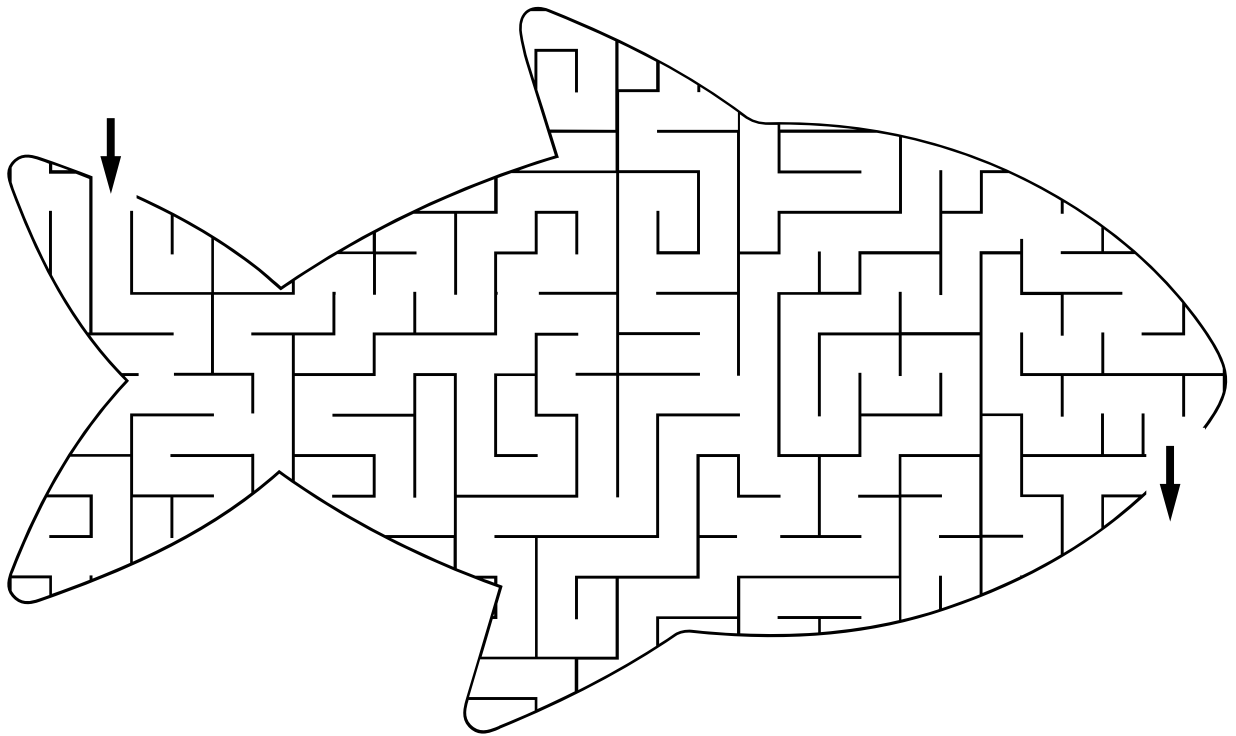








SUMMER MAZES



Family Time!



ON THE BEACH

Look at the pictures below and spot the differences.



A DAY AT THE BEACH



DIY BEACH SAND KEEPSAKES

WHAT YOU NEED - DOUGH INGREDIENTS (MAKES 4 SMALL HANDPRINTS)

- 2 CUPS OF SIFTED BEACH SAND (USE 1 CUP TO SPLIT IN HALF)
- 1 CUP WARM WATER (USE 1/2 CUP TO SPLIT IN HALF)
- 1 1/4 CUPS OF MORTON IODIZED SALT (USE 5/8 CUP TO SPLIT IN HALF)
- 1 1/2 CUP ALL-PURPOSE (3/4 CUP TO SPLIT IN HALF)

EXTRAS

- SHELLS FROM THE BEACH OR CRAFTING SHELLS
- PARCHMENT PAPER
- ROLLING PIN
- BAKING SHEET
- MODGE PODGE (OPTIONAL)



INSTRUCTIONS:

1. SET YOUR OVEN TO 250 F AND THEN COMBINE ALL OF THE DRY INGREDIENTS – SAND, FLOUR, AND SALT- IN A MIXING BOWL.
 2. SLOWLY ADD WARM WATER TO THE SAND WHILE MIXING IT. THE GOAL IS TO CREATE A DOUGH-LIKE MIXTURE SO IF YOU ADD TOO MUCH WATER BY ACCIDENT, THEN ADD MORE FLOUR AND SAND. YOU DON'T WANT THE DOUGH TO BE TOO STICKY.
 3. SEPARATE THE DOUGH INTO 4 BALLS. IF YOU SPLIT THE RECIPE, SEPARATE IT INTO 2 BALLS. THEN COVER A BAKING SHEET WITH PARCHMENT PAPER, SPRINKLE WITH FLOUR, AND THEN ROLL OUT THE BALLS SO THEY'RE ABOUT 1/2" THICK. PRO TIP: IF YOU DO NOT HAVE A ROLLING PIN, USE A SMOOTH, REFILLABLE WATER BOTTLE.
 4. GENTLY PRESS YOUR CHILD'S HAND OR FOOT INTO THE DOUGH, LEAVING ROOM AROUND THE PRINT TO DECORATE WITH SHELLS. USING A TOOTHPICK, OR ANYTHING POINTY, WRITE YOUR CHILD'S NAME AND DATE UNDER THEIR PRINT. THIS STEP IS OPTIONAL.
 5. ADD SMALL BEACH SHELLS AROUND THE OUTSIDE TO DECORATE. TRY PRESSING THE ROUGH SIDE OF THE SHELL INTO THE DOUGH TO MAKE IMPRESSIONS.
 6. BAKE IN THE OVEN FOR 5 HOURS. IF THE BOTTOM OF YOUR BEACH SAND PRINT KEEPSAKE IS STILL SOFT, USE A SPATULA TO FLIP IT OVER AND BAKE FOR ANOTHER 2 HOURS. THE GOAL IS FOR IT TO BE AS HARD AS A ROCK!
- OPTIONAL: YOU CAN SEAL YOUR KEEPSAKE WITH MODGE PODGE BUT IF YOU PREFER A MORE NATURAL LOOK THEN SKIP THE GLOSS.



SUMMER WRITING



Instructions: Finish the sentences. Then, write a few words to describe why you love summer.

I love summer because...

My favorite summer activity is ..

My favorite summer fruit is..



SUMMER POEM

Write an acrostic poem using the word
"Summer."

S

U

M

M

E

R

GARDEN FUN

Transform your garden with these charming DIY ventures! Make it your own creation with a personal touch using treasures found around your home and garden!






SUMMER SCENE MASTERPIECE



Use a pencil to lightly sketch out your chosen summer scene on canvas.





FUN IN THE SUN



Find the hidden words of the summer.

S E A S H E L L N T F W
U A R O A C S E A H L A
N I W R M E U E A H I T
H C T I M I N M U O P E
A E R C O C O N U T F R
T C A E C W F N N A L M
F R V C K A H B R A O E
E E E R E V I E E A P L
M A L C N E K A A D S O
P M P O P S I C L E E N
G O I E G G N H P K E I
C A M P I N G P N S N S

BEACH

HOT

SEA

SUN

COCONUT

SUNHAT

HIKING

WAVES

HAMMOCK

SEASHELL

CAMPING

TRAVEL

WATERMELON

POPSICLE


ICE CREAM

FLIP FLOPS

ROCK PAINTING

These whimsical patterns are perfect for outdoor trails, painted rock exchanges, or imaginative crafts inspired by nature.





MY Summer checklist



MORNING	s	m	t	w	t	f	s
Make bed							
Brush teeth							
Change and put pajamas away							
Breakfast + wash dishes							
Morning chores 1							

AFTERNOON	s	m	t	w	t	f	s
Read book for 30 minutes							
Afternoon chores							
Play outdoor							
Lunch + wash dishes							
Creative activity							

EVENING	s	m	t	w	t	f	s
Tidy room							
Prepare for tomorrow							
Write journal							
Brush teeth							
Put pajamas on							

POINTS COLLECTED							

DIY OUTDOOR MOVIE THEATER

When the weather's just right, throwing a backyard movie night with your favorite people is a magical treat! There's something downright enchanting about watching a flick under a sky full of twinkling stars.



Theme Ideas:

1. Musicals Under the Stars
2. Dinner and a Movie
3. Have A Pool? Floating Movie Night
4. Classic Movie Marathon
5. Backyard Camp and Movie
6. Drive-In Movie Night
7. Superhero Movie Night
8. Rom-Com Movie Night
9. Scary Movie Night
10. Kids Movie Night
11. Awards Winner Night
12. Black and White Movie Night
13. Sports Theme Movie Night
14. Fantasy Film Night



MY SUMMER REFLECTION



Write down one accomplishment you achieved this summer.



Scribble or sketch your summer dreams and sunny adventures! 🌞✍️

